

Hali'i Kai 10c



Helpful Information & How To Book



Hali'i Kai 10c



Aloha & Welcome!

This book is designed to help you navigate the basics of our home so that you can [pau hana](#), get settled in, and start enjoying yourself. Follow the hyperlinks embedded throughout for more information, and to learn a few local words and phrases. If you require more information about any device or appliance, the owner manuals are located above the microwave oven.

Topics

- ◆ Da House Rules
- ◆ Be Eco-friendly
- ◆ Communal Items
- ◆ Internet Access
- ◆ Audio System
- ◆ TVs & DVD players
- ◆ Nintendo Wii U
- ◆ Da Grill
- ◆ Sleeper Sofa & Extra Bedding
- ◆ Hali'i Kai & Local Surrounds
- ◆ West Coast Beaches
- ◆ Adventures & Activities
- ◆ Big Island Golf
- ◆ Key Contacts
- ◆ Miscellaneous



On behalf of our [‘ohana](#), we hope you have a fabulous stay. If you find any errors or omissions in this book, or care to suggest ways we can improve your stay, please send us a note. We’d love to hear from you!

feedback@haliikai10c.com

Please also feel free to call if you need to reach us right away:

Chris Oppfelt – 425-891-4592 (voice/text)

Mark Oppfelt – 425-761-7276 (voice/text)

If you call, remember Seattle is 2 or 3 hours ahead of Hawaii, depending on the time of year.



Halī’i Kai 10c



Da House Rules

The upholstery and furniture are not made of industrial strength materials typically found in rental homes. That said, please note the following:

- ◆ Please do not sit on the couch or chairs in wet swimsuits or after applying sunscreen.
- ◆ Always use a coaster under your drink.
- ◆ When applying spray sunscreen *please, please, please* do so outside.
- ◆ Leave shoes and **slippahs** outside. The bench in front and the ceramic pot by the back door are for this purpose.



Halī'i Kai 10c



Be Eco-friendly

Hawaii ranks #1 in the nation in electric costs, with virtually all electricity generated by [burning oil](#). (11.3 million barrels last year alone!)

To stay cool, open windows & doors, turn on the ceiling fans, and don't be surprised if you go your entire vacation using no air conditioning whatsoever. We find that this to be much more comfortable than bouncing between the natural outdoor temperature and a refrigerated indoor temperature.

Be comfortable during you stay, but do your part to be energy smart. *Please use the air conditioning only when needed, and with doors & windows closed.*

Remember to use the door stops as the [trade winds](#) will cause doors to slam shut unexpectedly and with great force. **If you choose to leave the front door open when moderate winds are blowing, please remember to retract the front screen door.**

The Kohala Coast is blessed with a narrow annual temperature range, low humidity, and pleasant breezes. [Check the local weather here](#), and add the towns of **Puako** and **Kalaoa** to your favorite mobile weather app to keep tabs on [Lono](#).



Communal Items

This home is well outfitted so that our guests have entertainment and lounging options *fo' days*.

Communal items and toys are stored in the hall closets off the second bedroom, and in the laundry room.


- ◆ Beach chairs
- ◆ Beach umbrella(s)
- ◆ Soft sided cooler(s)
- ◆ Beach towels
- ◆ Adult swim fins, masks & snorkels *
- ◆ **Keiki**-sized swim fins, masks & snorkels
- ◆ Boogie & Skim boards
- ◆ Foam pool noodles
- ◆ Straw beach mats
- ◆ Swim goggles
- ◆ Assortment of beach & water toys
- ◆ Child-sized life vest (30-50 lbs.)
- ◆ Baby stroller (back bedroom closet)
- ◆ Pack 'n Play playpen (back bedroom closet)

Please use the garden hose under the master bedroom window to rinse salt & sand from personal and communal items. Please send us an [email](#) if any of the communal items need to be repaired or replaced.



Outdoor Games

- ◆ 2 tennis rackets and supply of balls
- ◆ 2 baseball mitts and supply of hard/soft balls
- ◆ Leather football
- ◆ Regulation-sized basketball
- ◆ Youth-sized basketball
- ◆ Assorted Nerf balls
- ◆ Assorted Frisbees
- ◆ Kite



Indoor Games

- ◆ Nintendo Wii U console and an assortment of games
- ◆ Board & dice games
- ◆ Chess
- ◆ Checkers
- ◆ Cribbage
- ◆ Playing cards



* A small supply of assorted snorkel gear spare parts is in one of the hall closets if you want to attempt a repair.



Internet Access

Our password-free wireless networks are **Aloha_10c** and **Aloha_10c 5GHz**. The 5GHz signal is faster, but has a shorter range, so take your pick.


If Internet speeds become painfully slow, your device may have locked onto our neighbor's open WiFi signal in 10B. Check your device and adjust accordingly.

The Ocean Club also has a password-free hotspot should you care to browse the web or check email while relaxing there.

Troubleshooting

If our WiFi network acts up the most likely culprit is the cable modem. Power cycling the modem and/or wireless router will usually restore the connection. Try these steps:

1. Unplug the power cord to the Apple router. It is located on the console table under the TV.





2. Unplug the power cord on the back of the Motorola cable modem. It is located in the left cabinet of the console table.

3. Wait a few seconds.

4. Plug in the modem. When the lights are solid, plug in the wireless router.

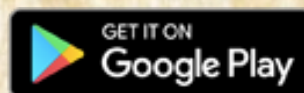
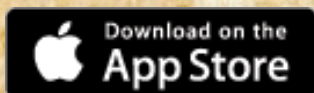

5. That's it! The connection should be restored, but if all else fails, contact the front desk.

Our cable provider is Spectrum. Their customer service number is **808-643-2100**, and our account number is 3-142125-01-5



Audio System

- ◆ **Download the Bose Soundtouch app** to a smartphone, tablet, or computer that is connected to our **Aloha_10c** WiFi network.
- ◆ Open the Soundtouch app, browse your music or select your favorite streaming service. Your device should pair automatically. If you prefer not to install the app, you can connect to the speaker via Bluetooth.
- ◆ Volume can be adjusted at the speaker or from your mobile device.



Hali'i Kai 10c

TVs & DVD players

Living Room TV

The cable remote controls all functions of the TV as well as the cable box and DVD player.

- ◆ Open the doors on the left side of the console table.
- ◆ Power on the TV by pressing the 'TV' button on the top of the remote, then press POWER. Next press the 'CBL' button on top of remote. This will re-direct the remote to control the cable box. If the cable box has gone to sleep you may need to press 'CBL' then POWER. Remember that you must have last pressed the 'CBL' button for channel selection or to view channel guide.
- ◆ To turn TV off, press 'TV' button on top of remote then press POWER.

DVD & Nintendo Wii U

To watch a DVD or play the Wii U you must change the input source from **Cable box** to **DVD player** or **Wii U**.

- ◆ Press the **Video Source** button on the bottom left of the cable box remote to access the input menu.



- ◆ Continue to press Video Source to select the desired input.
- ◆ Press DVD button on top of remote then POWER.
- ◆ Open tray manually and insert your disc. Play, Pause and Stop operate by remote.
- ◆ Or power up Wii U and play away.
- ◆ To return to cable viewing follow same steps as above to switch source back to cable box.

Bedroom TVs

Each bedroom is equipped with a flat screen TV and a DVD player.

The “INPUT” button is your toggle between TV channels & the DVD player. Cable channels are accessed by the input labeled “ANT” and the DVD player is accessed by the input labeled “HDMI 1”. Scroll to the desired input and you’re in business.



Nintendo Wii U

The Wii U is connected to the living room TV. Use the Spectrum cable remote or the TLC-Roku TV remote to select the correct input.

Game discs and accessories are in the woven box next to the Wii U and inside the console table.

You may have to move the coffee table to give yourself sufficient room to play certain Wii games. This table is heavy, so be careful when moving it off the area rug. Please discourage kids from attempting to rearrange the furniture – this is a task for adults only!



HOWZIT,
BRAH?



Halī'i Kai 10c



Da Grill



- 🔥 Before starting, please pull the grill away from the wall and rotate it toward the golf course.
- 🔥 Open the valve on the propane tank.
- 🔥 Turn all burners to HIGH and press the ignitor button.
- 🔥 Allow grill to preheat for several minutes, then adjust the burners as needed.

If the igniter isn't working, unscrew the button and replace the battery. Spare batteries should be in the laundry room. When all else fails, use a BBQ lighter (under the grill or in the kitchen). A spare propane tank is located in the basket to the right of the grill. Please alert the front desk whenever a tank runs out.

Happy grilling!

Halī'i Kai 10c



Sear Station Burner Operation

The Sear Station burner works with the left & center burners. With the sear and adjacent burners, you can effectively sear meats while using the right burner for grilling with moderate or low heat.

Once the grill is preheated, turn the right burner to OFF or LOW. Leave the left and center burners on HIGH.

Place the meat directly over the Sear Station. You will sear each side anywhere from one to four minutes, depending on the type and thickness of the meat. You may turn the food a quarter turn to make cross-hatch marks before you sear the other side in the same manner.

Once you are done searing, you can finish grilling the meat by moving it to a more moderate heat over the right burner to achieve the desired doneness. Grill with the lid closed to allow for maximum heat and to avoid flare-ups.

Web link: [Weber Genesis Grill Owner's Manual](http://haliikai10c.com/grill.pdf)
<http://haliikai10c.com/grill.pdf>



Sleeper Sofa & Extra Bedding

The Queen-sized sleeper sofa is outfitted with a very comfortable foam mattress. Extra sheets, bedding and pillows are located in the back bedroom closet, and in storage bins under the beds. If you use any of the sheets, please wash and return them prior to checkout.



Halí'í Kai 10c



Hali'i Kai & Local Surrounds

Ocean Club

Here you can relax, exercise, or dine — whichever suits the moment. Immerse yourself in stunning views, spectacular sunsets, and beautiful landscaping. Highlights include:

- Three tiered lagoon pool with a shallow play area specially designed for young children
- A collection of inviting couches, chairs, & chaise lounges
- A communal barbecue, picnic area, and two outdoor showers
- Jetted spa with a unique sand bottom
- Open-air Exercise [Hale](#) with 180 degree ocean view
- [Pupus](#), [grinds](#), entrées, and an assortment of refreshing tropical beverages. It all [broke da mouth](#).



Hali'i Kai 10c



Hours of Operation

Ocean Club Restaurant:	Daily 11:30am - 7:30pm
Front Office:	Daily 8:00am - 8:00pm
Pool/Exercise Hale:	Daily 6:30am - 9:00pm

Sport Court

[Across from Building 6](#) are the tennis court and basketball hoop. Get your game on!

Coconut Grove

The [Coconut Grove area](#) (west end of the Hali'i Kai complex) is a popular communal barbecue and picnic area.

Recycling Stations

Hali'i Kai is committed to the environment and recycling stations are located in front of building 21, across from building 10, adjacent to building 16, and across from building 15.

Waikoloa Beach Resort

Shop or dine in the [Kings' Shops](#) or [Queens' Marketplace](#) complexes. There are also shopping & dining options and spa services at the [Hilton Resort](#) (a.k.a the Hilton Walk-A-Lotta).



Groceries & Provisions

- ◆ [Island Gourmet Market](#) in the Queens' Marketplace is very convenient and caters to vacationers.
- ◆ [Waikoloa Village Market](#) is located about 6 miles up-country in Waikoloa Village. This is a traditional grocery store with a broad array of items.
- ◆ [Foodland Farms](#) is just north of us at the [Shops at Mauna Lani](#). They offer a wide variety of locally-grown items, prepared foods, ready-to-cook entrées, and a great selection of grocery essentials.
- ◆ [Kona Costco](#) is approximately 3 miles south of the airport. It's a great place to load up, and they sell the cheapest gasoline on the island.

Walking Trails

There are numerous walking options from paved sidewalks to the [Kings Highway Foot Trail](#) (used by King Kamehameha himself). Some places worth checking out are the [Waikoloa Petroglyph Reserve](#), [Anaeho'omalu Beach](#) (more commonly known as A-Bay), and the [Waikoloa Anchialine Pond Preservation Area](#).

You can also access the [Fisherman's Trail](#) immediately south of the Ocean Club. Take the trail south along the golf course to [Buddha Point](#), the Hilton, A-Bay, and beyond. Or venture north toward the Mauna Lani and [49 Black Sand Beach / Honokaope Bay](#).



West Coast Beaches

The Big Island's Kohala Coast is home to a number of truly stunning beaches, and you don't have to travel far to enjoy their beauty and variety. Here are some options to consider (north to south).

Kauna'oa Beach This beach fronts the **Mauna Kea Beach Hotel**. A classically perfect crescent of sand and a wonderful spot to swim or float about. Snorkeling at the south end of this beach can be exceptional. There are only 30 parking spots for beach visitors, so get there early to get a spot.

Hapuna Beach State Park With its beautiful white sand, Hapuna is one of the top-rated beaches in all of Hawaii. It's a fantastic place to boogie-board, swim, or play in the surf. You can bring a football or frisbee here as this beach has ample room to run.

Waialea Beach (a.k.a. Beach 69) This is a smaller, more secluded beach that offers good snorkeling, gentle waves and opportunities to encounter sea turtles. Intimate and with great natural shade, it's no wonder this is a favorite among locals.



Mauna Lani Beach (a.k.a. The Beach Club Beach) This beach features a crescent white sand lagoon with calm waters and an array of reef fish & turtles. It's a 10+ minute walk from the public parking area to this beach, but the scenic path through the fishpond area makes it a scenic and worthwhile journey.

Anaeho'omalu Beach (a.k.a. A-Bay) With its calm, protected waters, A-Bay is great for families with younger kids. Lava Lava Beach Club is an ideal place to grab a bite & beverage, and catch some live music.

Kiholo Bay This one involves a short hike (~20 minutes), but there is a lot to explore. The lagoon at the north end of the bay is usually dead calm, and the area abounds with turtles. And don't miss the Queen's Bath – a partially collapsed lava tube filled with waist-deep, crystal clear water.

Kikaua Beach The protected lagoon is perfect for swimming & floating about, and the powdery white sand is world class. The rocky point surrounding the cove has numerous tide pools that young kids can explore for hours. Snorkeling in the outer cove area can be excellent when conditions are good. Parking is limited, so get there early.



Manini'owali Beach / Kua Bay This one is in our top three, with its pillowy sand and stunning aqua-blue waters. The boogie boarding is fantastic during moderate surf. Snorkeling at the north end of this beach can be good when the surf is calm. No shade here, so pack an umbrella!

Kekaha Kai State Park There are two beaches to explore, and both are scenic and usually uncrowded. **Ka'elehuluhulu Beach** offers nice swimming in the cove area and picnic tables protected under shade trees. **Mahai'ula Beach**, a 5-minute walk north, offers pleasant swimming & floating about. The road in approaches the limit of what a 2-wheel drive passenger vehicle can handle, but it is do-able if you take it slow (just don't tell your rental car company we told you so).

Honaunau Bay Not so much of a beach, but this is the absolute best drive-up snorkeling spot we've found. Visit the **Place of Refuge National Park** first — a site of historical importance that's not to be missed. Without re-parking your car, grab your snorkel gear and head to the **Two-Step** for a tremendous snorkeling experience.

There are many amazing beaches on the Big Island, and we've only listed a few here. Check the **guidebooks** in our unit for directions and additional information. Go exploring and find your favorite!



Adventures & Activities

With so much to see and do on the Big Island, it can be a bit overwhelming to pick an activity or find the right company to hire. We have used the following outfits and can personally vouch for their staff and excellent customer service.

Mauna Lani Sea Adventures

808-885-7883

Surfer Bear Hawaii

808-936-3654

Blue Hawaiian Helicopters

800-745-2583

Jack's Diving Locker

808-329-7585

Wild Hawaii Ocean Adventures

808-854-4401

Ocean Sports

808-886-6666

ATV Outfitters Hawaii

808-889-6000

Mauna Kea Luau

808-882-5707

Don't just lounge by the pool. Learn to scuba dive, take a surf lesson, swim with manta rays and dolphins in the wild, or try a snorkel or sunset cruise. The Big Island has adventures and activities to suit every taste.



Big Island Golf

Nearby Courses

Waikoloa Beach Course

600 Waikoloa Beach Drive
808-886-7888

Carved through magnificent lava flows, the beach course features numerous sand bunkers, brilliant water holes and the most spectacular oceanfront par-five in Hawaii – the 502 yard 12th hole.

Waikoloa Kings' Course

600 Waikoloa Beach Drive
808-886-7888

For a rigorous test of golf skills, this 7,000-plus yard links-style course snakes over and around an ancient lava flow and is best known for its wide undulating fairways, multiple tee placements and challenging pot bunkers.

Hapuna Golf Course

808-880-3000

A Gold Medal Resort, built into the side of a hill overlooking the ocean is a target-type course with plenty of natural vegetation in play.



Mauna Lani – North & South Courses

808-885-6655

The North Course represents a quintessential Hawaiian golf experience. The course, characterized by rolling terrain punctuated by **Kiawe** forests, offers the magnificent No. 17, par 3 that's tucked into a natural lava amphitheater.

The South Course snakes through the stark, rugged a'ā lava of the prehistoric Kaniku lava flow and is home of No. 15 – one of the most photographed **over-the-water golf course holes** in the world.

Mauna Kea Golf Course

808-882-5400

An incomparable course offering dramatic changes in elevation, large undulating greens and 120 well-placed bunkers with incredible panoramic sweeps of sea and land.

Inland Courses

Big Island Country Club

808-325-5044

Enjoy light mountain breezes, beautiful vistas and abundant wildlife as you take on the No. 5 course on Golfweek Magazine's 2007 "Best Courses to Play in Hawaii".



Waikoloa Village Course

808-883-9621

A little piece of paradise, perched 1,000 feet above sea level, on one of the world's most delightful islands.

Makalei Golf Club

808-325-6625

A cool, scenic, woodland alternative to the coastal golf experiences.



Halī'ī Kai 10c



Key Contacts

10c phone 808-886-0506

Local calls only. Long distance calls require a calling card or a mobile phone.

10c address 69-1033 Nawahine Place, Unit 10c
Waikoloa, Hawaii 96738

Guest Services 808-886-4127 (front office)
808-987-6703 (after hours)

Emergency 911

Police 808-935-3311

Fire 808-961-8336

Postal Service 800-275-8777

Electricity [Hawaii Electric Light](#)

808-329-3584

Account #07000771002

Telephone [Hawaiian Telcom](#)

808-643-3456

Account #808-886-0506

Cable & Internet Spectrum

808-643-2100

Account #3-142125-01-5



Halī'ī Kai 10c



Miscellaneous

Water Shut Off

The water shut off valve is located above the water heater in the closet on the rear lanai.

Electric Panel

The panel is located in the laundry room. If you have any electrical issues, check the panel to see if one of the breakers has tripped.

Windows & Doors

Contact the front desk if you have any issues with the exterior doors or windows.

Front Screen Door

The retractable screen door on the front lanai is not designed to withstand anything above a light breeze. Please retract the screen or shut the front door when the wind kicks up.

Beach Towels

Please wash the beach towels, and return them to their shelf prior to checkout. If you don't find any beach towels in the laundry room upon arrival, please report it to the front desk.



Mahalo Nui Loa!

